



INDIAN SCHOOL AL WADI AL KABIR
DEPARTMENT OF ENGLISH (2022 – 2023)

TOPIC: NAMING WORDS

EXPLANATION NOTES


RESOURCE PERSON: MS JACINTHA KWAN

NAME: _____ CLASS: I SEC: _____ DATE: _____

Naming words are names of:-

1. People –

Examples: - _____




2. Places –

Examples: - _____




3. Animals –

Examples: - _____



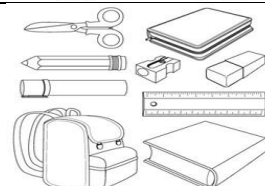
4. Birds –

Examples:- _____



5. Things –

Examples:- _____




6. Vegetables –

Examples: - _____



7. Fruits –

Examples: - _____



8. Days of the week –

Examples: - _____

Days of the week	
Sunday	
Monday	
Tuesday	
Wednesday	
Thursday	
Friday	
Saturday	

9. Months of the year –

Examples: - _____

Months of the year	
January	July
February	August
March	September
April	October
May	November
June	December

10. Flowers –

Examples: - _____



11. Festivals –

Examples: - _____





TOPIC: NAMING WORDS

WORKSHEET - 1

RESOURCE PERSON: MS JACINTHA KWAN

NAME: _____ CLASS: I SEC: ____ DATE: _____

I. Look at the Power Point Slides. Choose the correct naming word for each picture. Use capital letter if necessary.

1. Name the girl. _____

2. Name the thing. _____

3. Name the festival. _____

4. Name the flower. _____

5. Name the animal. _____

6. Which place is this? _____



TOPIC: NAMING WORDS

WORKSHEET -2

RESOURCE PERSON: MS JACINTHA KWAN

NAME: _____ CLASS: I SEC: ____ DATE: _____

I. Choose the naming words from the box and write them in the correct column.

chair school park Ali
brother lion giraffe table

<p>1. PERSON</p> <p>_____</p> <p>_____</p>	<p>2. PLACE</p> <p>_____</p> <p>_____</p>
<p>3. ANIMAL</p> <p>_____</p> <p>_____</p>	<p>4. THING</p> <p>_____</p> <p>_____</p>